



EBFA – www.GotFootball.co.uk
Remove/Deleting
Old Players and Teams
Club Instruction – 2020/2021



Ian Nile

East Berks Football Alliance

25th April 2020 – Version 2.00

Contents

Change History	2
EBFA Club Instructions on Deleting Old Players and Teams from the System 2020/2021.	3
Deleting Players	3
Deleting The Team	4

Change History

Version	Description	Date
2.00	2020/2021	25-Apr-20

EBFA Club Instructions on Deleting Old Players and Teams from the System 2020/2021.

Deleting Players

The best way to delete players is to first remove all the players from the teams:

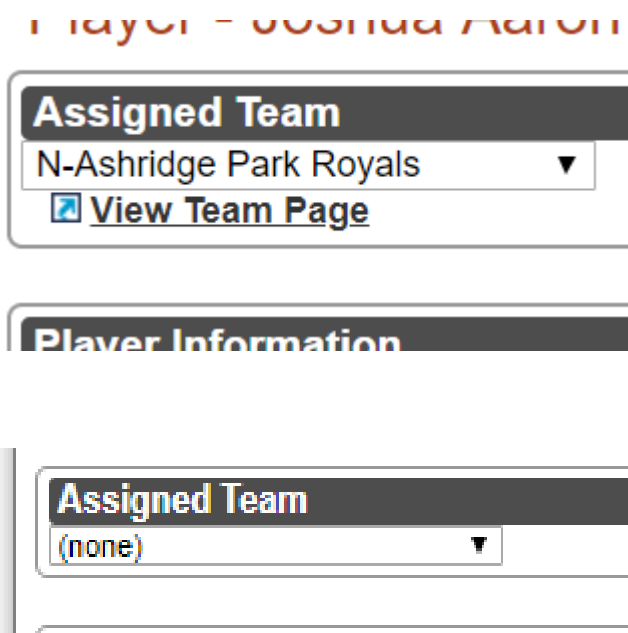
Login

Club TAB

Players on BLACK menu bar

Open player record by clicking on ID#

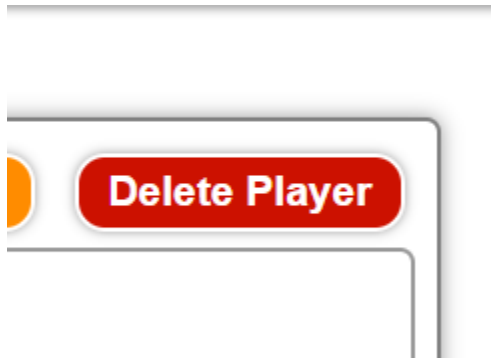
Change the Assigned Team (N-Ashridge Park Royals) to No Team (none).



Then Hit the More... {Orange} button



Then Delete the Player



Deleting The Team

Once all the players have been deleted from the team, remove the Managers and Coaches from team

CLUB TAB

Teams on BLACK menu bar

Open team record by clicking on ID Number - {13009-12011}


This opens the team record

Players tab - ensure no players on team


Team Officials

Team Officials

Initially 3 assistant coach, manager, and trainer positions are available. If you fill all 3 assistant positions and save your changes, up to 7 additional positions will be available for each role for a maximum of 10 assistants in each role.

Manager Allpress, Mike ▼ 

+ Assistant Managers...

Coach Allpress, Mike ▼ 

+ Assistant Coaches...

Date Created 03/07/2015 00:53:46

Last Updated 31/05/2018 21:56:45

Delete Team Account

Save Team Account

Set the Manager and Coaches to blanks

Delete Team Account {RED BUTTON}

Delete any Coaches and Managers who are no longer part of the Club/League

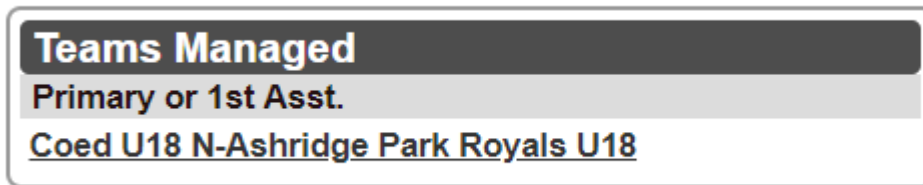
CLUB TAB

Managers on BLACK menu bar

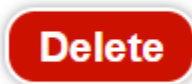
Open manager record by clicking on ID# - {EB0008-3386}

This opens the managers record

Check they are not allocated to a team as manager/coach under Teams Managed



If blank then delete the manager from the system using Delete BUTOON {RED}



Repeat process for coaches

If the players were registered in EBFA in previous seasons - the league will see the players have been deleted and then we will delete their records from our side of the database partition.

Note

Also delete all the players that have been previously archived - ensuring they are removed from any team before deleting

CLUB TAB and Players on BLACK menu bar

Set the Level/Grade to Archive and Press <Apply Filter> button

Then delete the players as previously described

The screenshot displays the GoFootball website's 'Club Player Accounts' management page. The header includes the GoFootball logo, navigation links (Home, Website, Club, Releases, League, Cup), and the user's role ('Directors - Club') and organization ('ashridgeparkfc').

The main content area is titled 'Club Player Accounts' and features several interactive elements:

- Buttons for 'Create Player Profile' and 'Export Players (XLS)'.
- A filter bar with options for 'Page Size', 'Photos', 'Teams Column', 'Level/Grade', 'Archive', 'On Team', and 'Flagged', with an 'Apply Filters' button.
- A form for creating or editing a player profile, including fields for 'Current League', 'Group', 'Gender', 'Rating', 'Player Name', 'Player ID#', 'Family Acct#', 'Team Name', 'Player Email', 'Parent Name', 'Parent Email', 'School Grade', 'Documents', 'Birth Cert', 'AI', 'Foreign Birth Cert', 'Int'l Clearance', and 'Show County Reg'.
- A 'Level/Grade Management' section with buttons for 'Get Level/Grade', 'Assign Team', 'Search', 'Set Player Status Flag', and 'Set Flag'.
- Buttons for 'Print Medical Release Forms' and 'Release Form Test'.

At the bottom, a table header is visible with columns: 'Level/Grade', 'Last First Name', 'Fam#', 'Family', 'School', 'Gid', 'Inst Code', 'DOB', 'Gid', 'Club Age', '1819 Age', 'Team', 'Inst#', 'Team Age', 'Rating', 'Flag', and 'Teams'. The first row of data shows a player with 'Level/Grade' 'A1', 'Last First Name' 'MILK', 'Fam#' '1', 'Family' 'MILK', 'School' 'C/O P... ..', 'Gid' '1141', 'Inst Code' 'C/O P... ..', 'DOB' '1999-01-01', 'Gid' '1141', 'Club Age' '11', '1819 Age' '11', 'Team' 'MILK', 'Inst#' '1141', 'Team Age' '11', 'Rating' '11', and 'Flag' '11'.