

## GotSport – Mobile Access to Complete the 25/26 GS-LPGAF (2025/2026 GotSport – League Parent/Guardian Agreement Form) – For Each Player

On mobile, use a browser to access GotSport using your parent/guardian email as the UserID

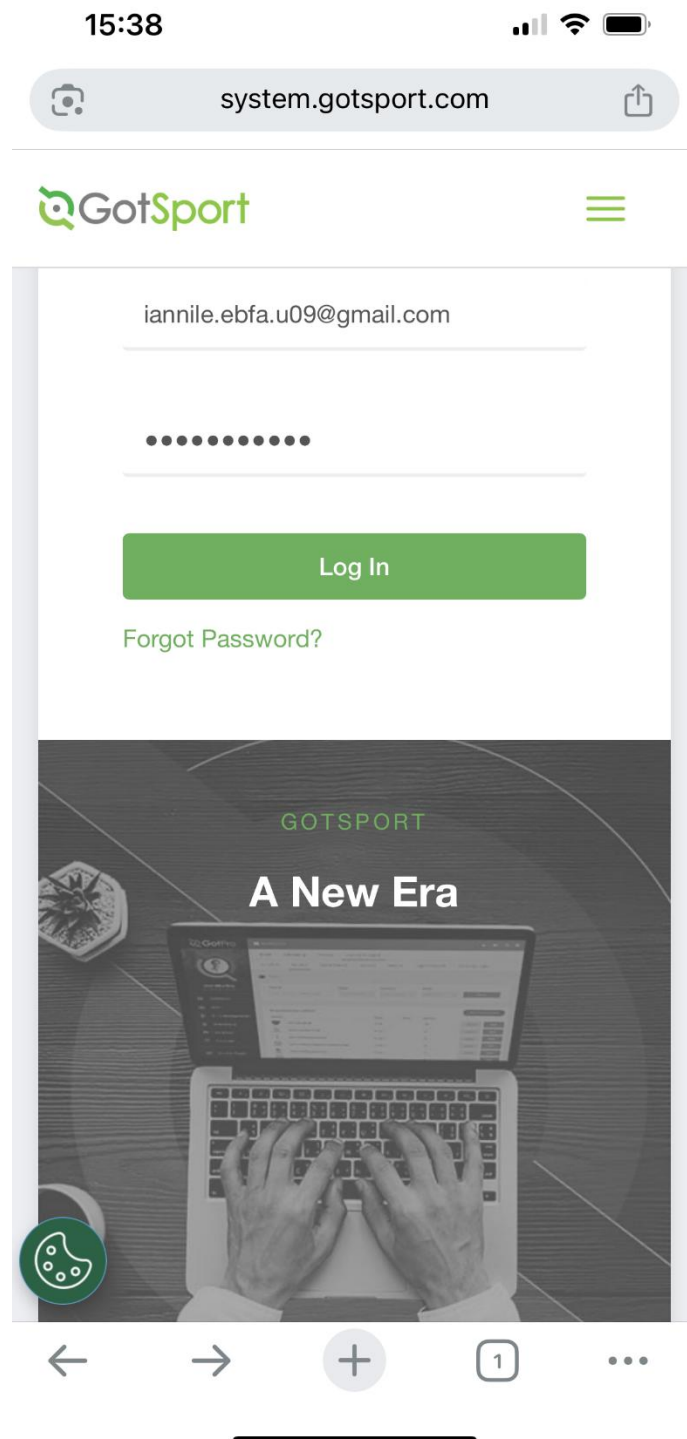
In this example

URL ->

<https://system.gotsport.com>

Email/UserID ->

[iannile.ebfa.u09@gmail.com](mailto:iannile.ebfa.u09@gmail.com)



If you don't know your password, use the 'Forgot Password?' feature. If you do not get an email from GotSport, check your spam/junk folder and then ask your club contact to set a new password via Club Management / Player / {find and open player record by clicking on player's name}

Club Management

Dashboard

Team Registrations

Forms And Requests

Teams

Players

Managers

Coaches

Squad

Squad Builder

Registrations

Club Suspensions

Hidden Players

Programmes


Players

Displaying all 5 Users

☐


Name

☐




GotSport-Nile, Demo1 - EBFA2425 No FAN on GS / No Player Photo / No GS-LPGAF /

☐




GotSport-Nile, Demo2 - EBFA2526 No FAN on GS / No POA/POBP Doc / - EBFA2526 No Player Photo / No GS-LPGAF /

☐




GotSport-Nile, Demo3 - EBFA2526 No FAN on GS / No POA/POBP Doc / No GS-LPGAF /

☐



GotSport-Nile, Demo4 -EBFA2526 No GS-LPGAF /

☐



GotSport-Nile, Demo5

Demo4 -EBFA2526 No GS-LPGAF / GotSport-Nile

Account Teams Programme Registrations Forms Family

**ATTENTION:** The GotSport Zendesk Support Document Library has migrated to the [GotSport HubSpot Support Document Library](#). The Zendesk powered document library has been shut down. Please update your bookmarks, onboarding websites, registration confirmation emails, and any other help documentation accordingly. Thanks, GotSport Support.

Account Profile

Roles  
Squads  
Registration History  
Roster History  
Evaluations  
Emergency Info  
**Family**  
Documents  
Requirements

Photo

First Name  
Demo4 -EBFA2526 No GS-LPGAF /

Preferred First Name

Email/UserID

DOB  
August 6 2010

Graduation Year

Then the club official should click on **Family** in the vertical menu (Show above).





Demo4 -EBFA2526 No GS-LPGAF / GotSport-Nile

Account Teams Programme Registrations Forms Family

**ATTENTION:** The GotSport Zendesk Support Document Library has migrated to the [GotSport HubSpot Support Document Library](#). The Zendesk powered document library has been shut down. Please update your bookmarks, onboarding websites, registration confirmation emails, and any other help documentation accordingly. Thanks, GotSport Support.

Account Roles Squads Registration History Roster History Evaluations Emergency Info **Family** Documents Requirements

**Family - Demo4 -EBFA2526 No GS-LPGAF / GotSport-Nile** Add Parent/Guardian

	EBFA_SampleDad Parent ianmle.abba.u08@gmail.com	
	Parent_Test Parent ianmle.abba.u08@gmail.com	

Then, click on the Parent/Guardian name to open the parent's record and click on <Edit> button to set a new password.

Test Parent

Manage Players

Upload Players


Parents/Guardians

Parents/Guardians / Parent, Test

Test Parent

Edit

PHOTO



ID

14265104

FIRST NAME

Test

MIDDLE NAME

LAST NAME

Parent

SUFFIX

EMAIL/USERID

iannile.ebfa.u09@gmail.com

CONTACT EMAIL

GENDER

Male

DOB

CREATED AT

23/07/2024 18:24

UPDATED AT

29/06/2025 15:38

LAST LOGIN

29/06/2025 15:38

USSF

FIFA

LOCALE

translation missing: en\_GB.available\_languages.en\_GB

TIME ZONE NAME

London

Children

DOB

Demo1 - EBFA2425 No FAN on GS / No Player Photo / No GS-LPGAF / GotSport-Nile

04/06/2010

Demo4 - EBFA2526 No GS-LPGAF / GotSport-Nile

06/06/2010

Demo5 GotSport-Nile

07/06/2010

GotSport User Account

Email/UserID

iannile.ebfa.u09@gmail.com

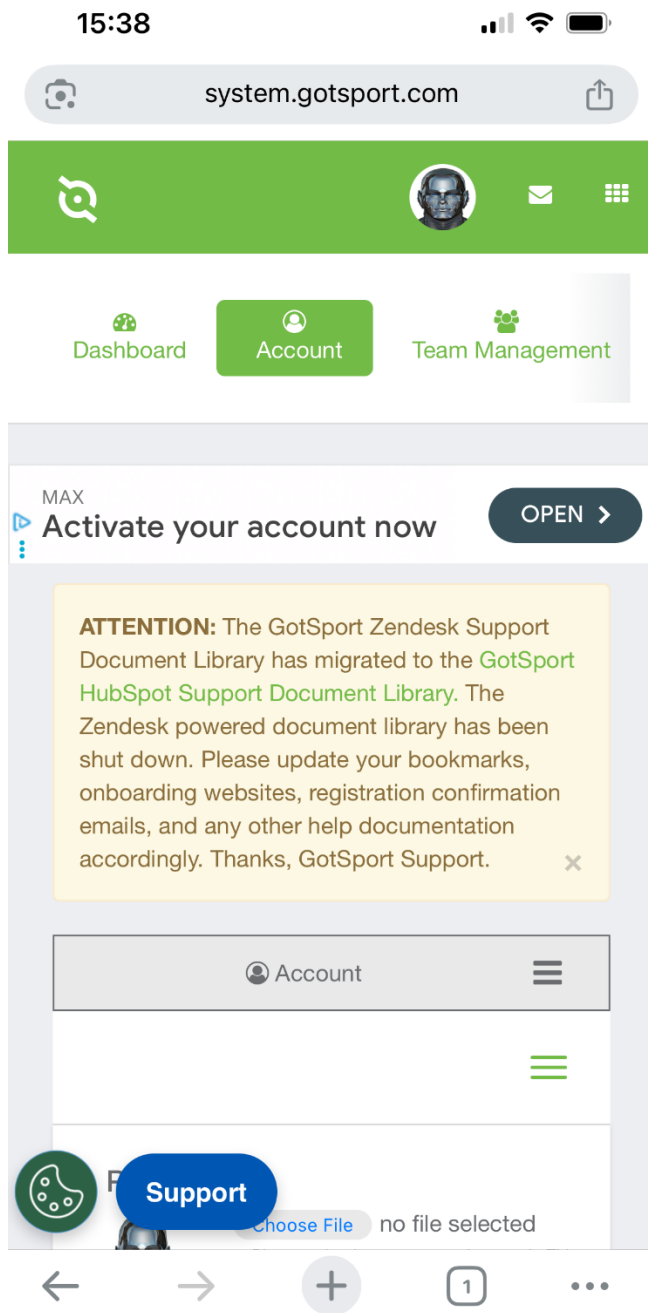
Password

\*\*\*\*\*

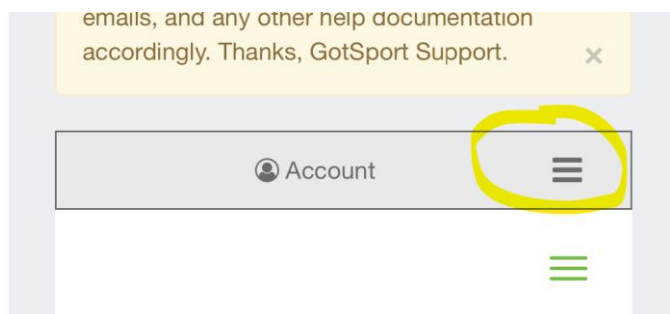
Leave blank if you don't want to change it.

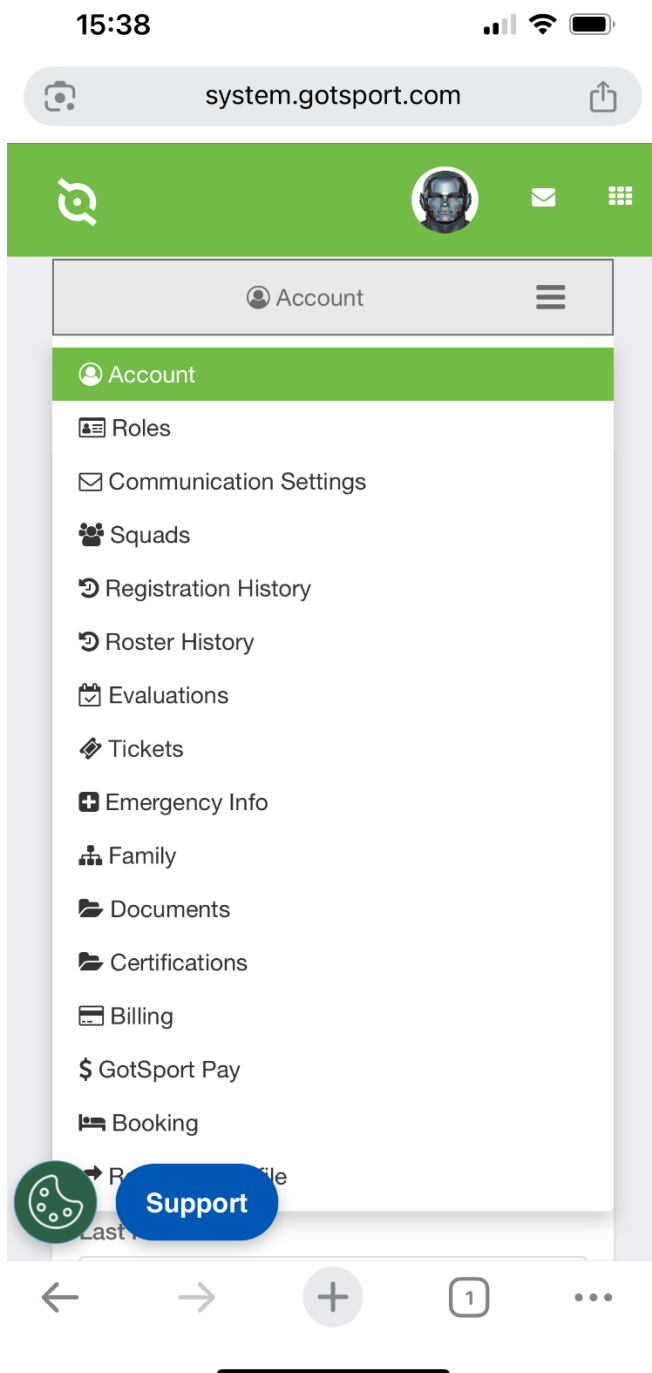
Then the club official lets the parent know the new password, which will allow the parent to log in, and the parent will be asked to set a new password.

When the parent logs in on the mobile they will land on the parents GotSport account (NOT the players account).



The parent should click on the three horizontal lines shown below, which will access menu options:

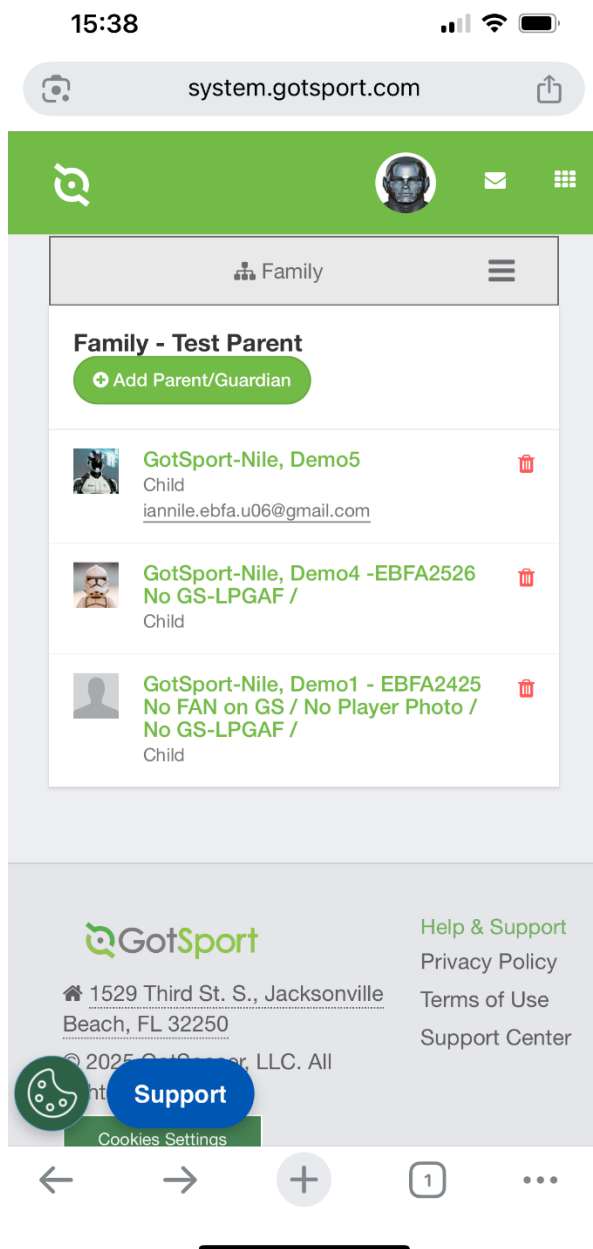




Click on Family



This will open a dialog, showing the parents' children {3 in this case), to whom the parents are linked as parent/guardians.



Click on the child for whom you wish to complete the 2025/26 GS-LPGAF.

This will open the player GotSport record (in this case Demo4 Player).

15:38



system.gotsport.com



**ATTENTION:** The GotSport Zendesk Support Document Library has migrated to the [GotSport HubSpot Support Document Library](#). The Zendesk powered document library has been shut down. Please update your bookmarks, onboarding websites, registration confirmation emails, and any other help documentation accordingly. Thanks, GotSport Support.



 Account



Photo



First Name

Demo4 -EBFA2526 No GS-LPGAF /

Middle Name

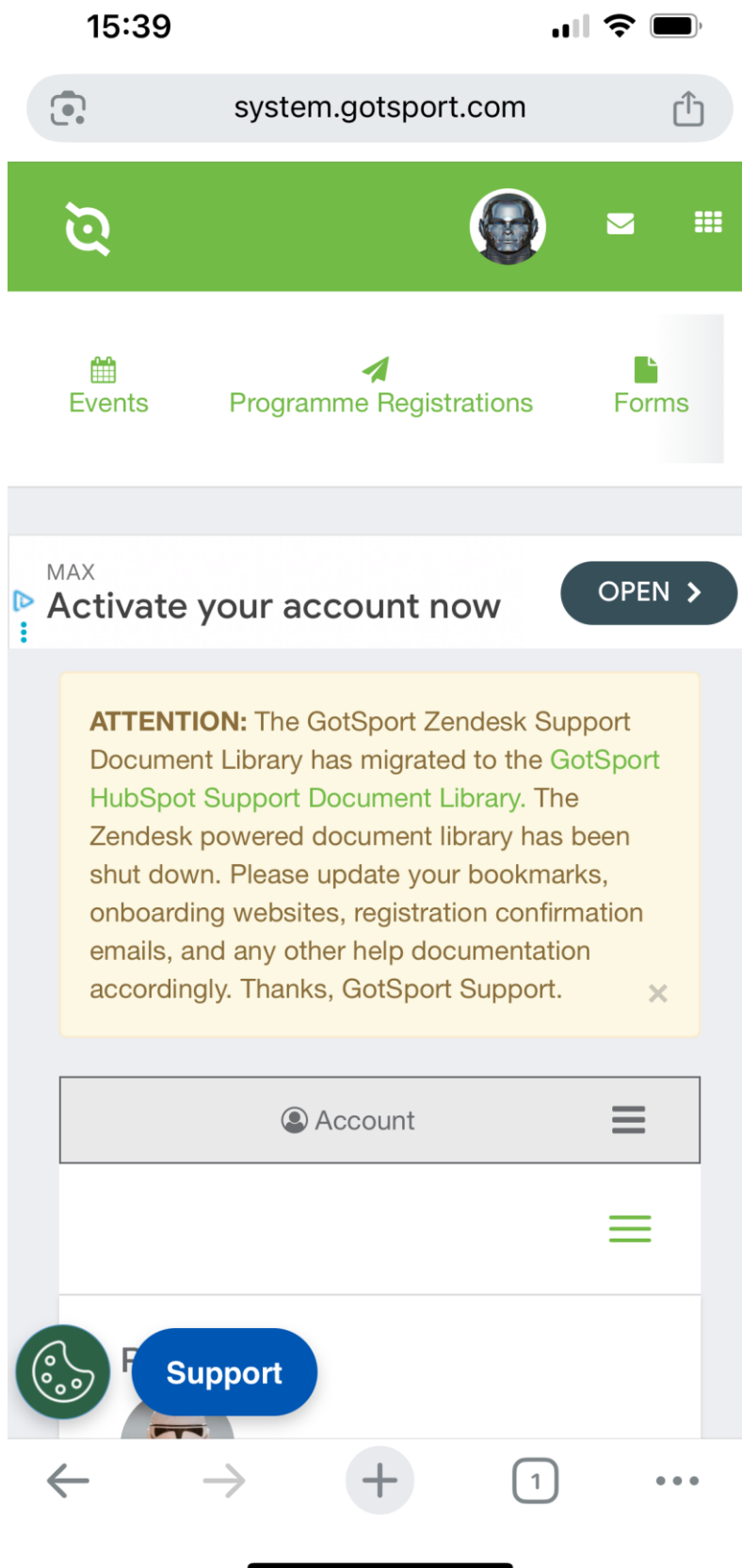
Last Name



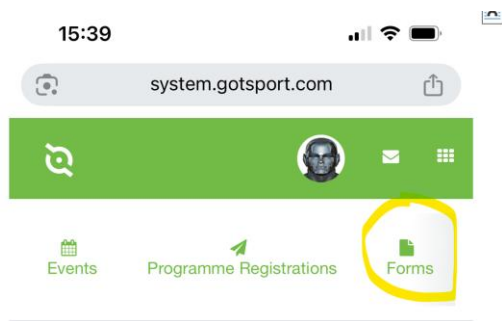
Support



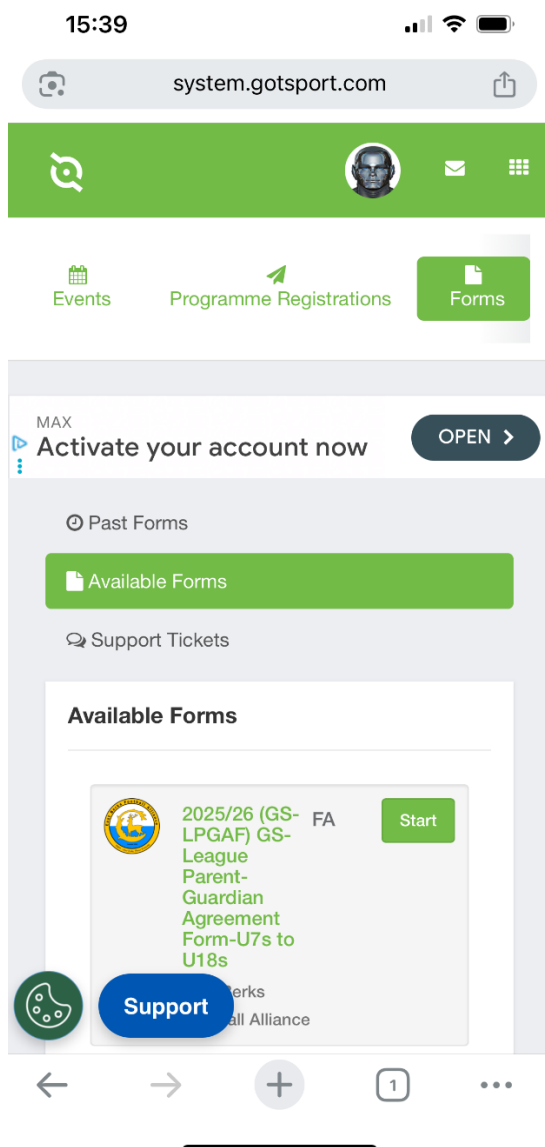
On this page, go to the top of the screen.

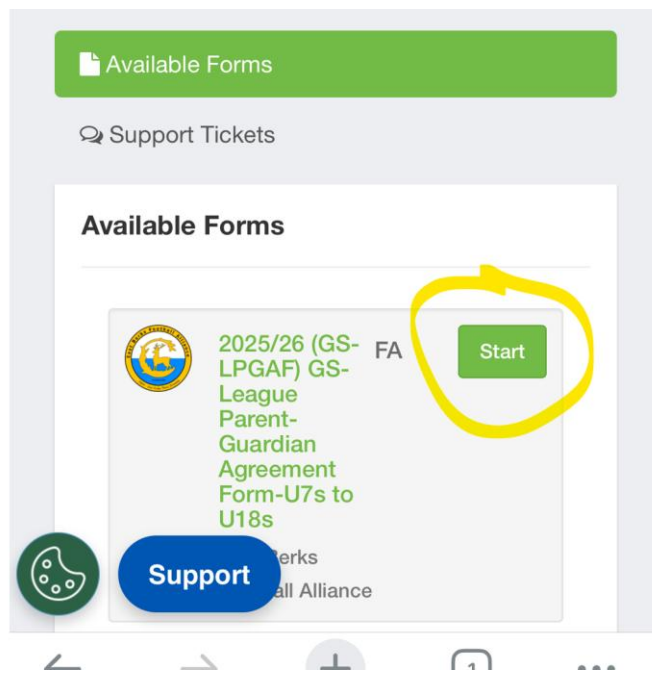


Move across the menu options to the furthest right button <Forms> and click <Forms>



This will open the dialog on the player's record, which will allow you to <Start> the process to complete the player's GS-LPGAF for 25/26.





Ian Nile

June 2025